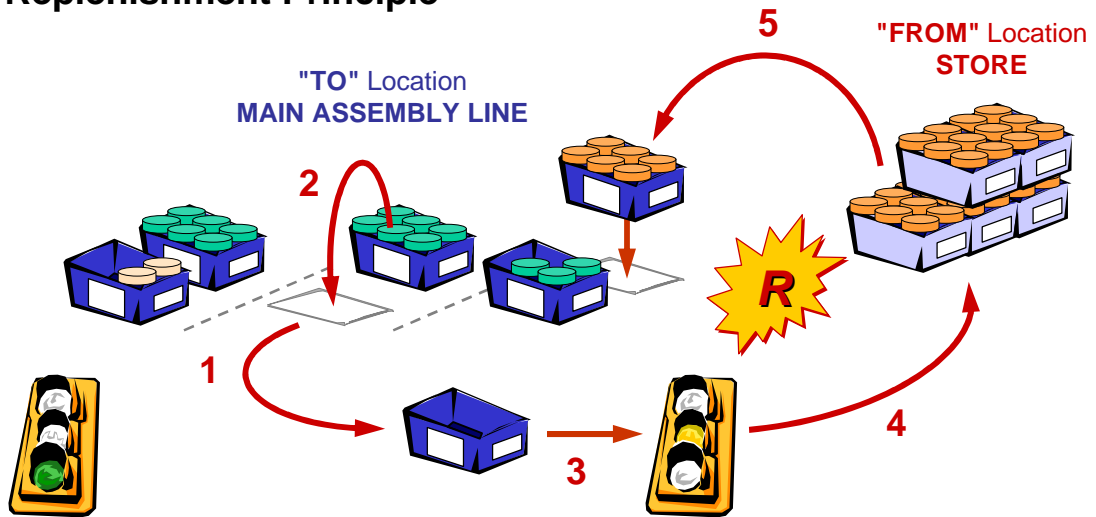


## KANBAN

### Two-Bin – Single Card System

#### 1 – Replenishment Principle



R : Replenishment Interval Time

#### 2 – Kanban Card

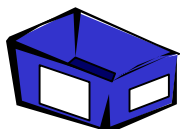
	<b>432924</b>
Qty : <b>80</b> Pieces	
STEEL PLUG DIA. 4.5	
PULL FROM :	DELIVER TO :
<b>STORE</b>	<b>T-L03-080</b>

A "Typical" Kanban Card describes :


- Part Number, Quantity, Description
- "Pull From" Location :
  - Replenishment Point
- "Deliver To" Location :
  - Consumption Point (Point of Use)

#### 3 – Color of Containers

Material & Parts  
"With Traceable  
ID"



Material & Parts  
"W/O Traceable  
ID"



#### 4 – Management Lights

**RED :**

- Material Shortage
- ➔ **PRODUCTION FLOW IS STOPPED**

**ORANGE :**

- Replenishment is Required

**GREEN :**

- No Material Needed

